

Código de compra / How to order

BPSDI-22MM-40

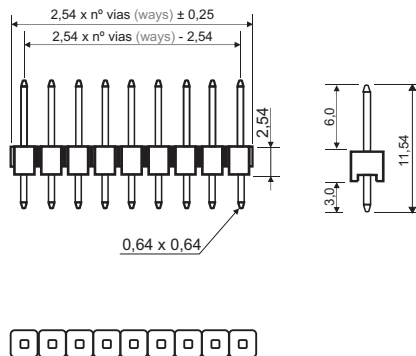
- Número de vias para série / Number of ways for series
01 ~ 40 (Para fileira simples (BPS) / For single row (BPS))
02 ~ 80 (Para fileira dupla (BPD) / For double row (BPD))
- Comprimento dos pinos em mm (Somente para BPSDI e BPDDI) / Pin lenght in mm (Only for BPSDI and BPDDI models)
22, 25, 30, 35 ou/or 40 (Dimensão A do desenho / Dimension A in the drawing)
- N - Montagem 90° / 90° assembly
NI - Montagem 90° invertido / 90° inverted assembly
C - Montagem 180° / 180° assembly
DI - Duplo isolador / Double insulator
- S - Fileira simples / Single row
D - Fileira dupla / Double row

Especificações / Specifications

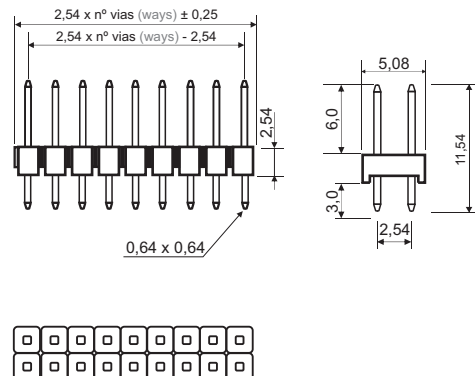
Corrente máxima / Current rating	1A
Tensão nominal / Rated voltage	250VCA-VCC / VAC-VDC
Resistência de contato inicial máx. / Maximum initial contact resistance	20 mΩ
Resistência de isolamento mín. / Minimum insulation resistance	1000 MΩ
Rigidez dielétrica / Withstanding voltage	1000 VCA / VAC (1 minuto / minute)
Temperatura de operação / Operate temperature range	-40 ~ 105°C
Material do isolador / Insulator material	PBT UL94V-0
Material dos contatos / Contact material	Latão dourado / Brass with gold flash finish

Dimensões e diagramas / Dimensions and layouts

BPSC



BPDC

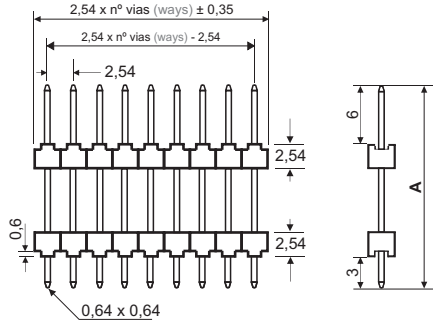


Tolerâncias / Tolerance : ± 0,20 mm

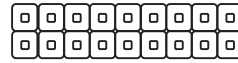
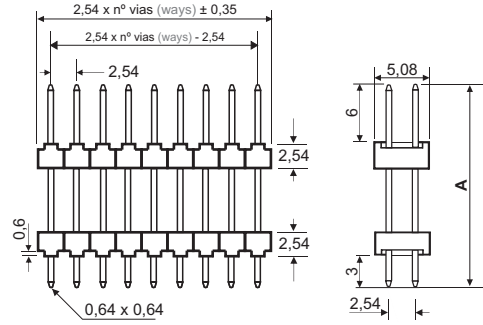
Todas as dimensões em milímetros / All dimensions in millimeters

Dimensões e diagramas / Dimensions and layouts

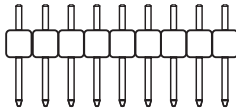
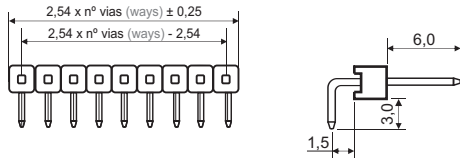
BPSDI



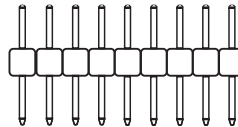
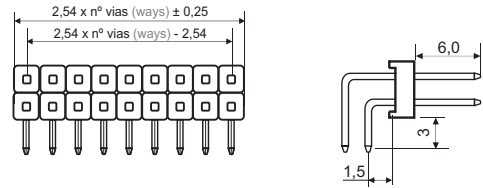
BPDDI



BPSN



BPDN



BPSNI

